

# Superior<sup>®</sup> Shelter

2020 PRODUCT CATALOG



[info@letsplayrec.com](mailto:info@letsplayrec.com)





# You Name It, We've Built It

At Superior Recreational Products (SRP), we provide shelter structures for nearly every outdoor location and application. Our line delivers creative solutions and unique designs to solve your biggest need — an architectural design that provides protection from the sun and weather. Our 50+ years of experience allows us to provide the superior shelter, gazebos, or pergolas you've been searching for.

## Serving Multiple Markets

We serve a variety of markets including parks and recreation, sport facilities, zoos, aquariums, housing developments, business and office parks, hospitality, schools, and universities.

### Our Top Features and Benefits



Proudly **made in the USA**



We offer sealed drawings to ensure your shelter meets **local building codes**



We offer **prompt engineering services**



**Hidden connections** provide a clean look



**Powder Coat Institute 4000 certified** for our durable powder coat with epoxy primer



Framework **withstands high winds and snow loads**

### Making it Easy to Buy

We've teamed with strategic partners to ensure you don't have to deal with a lengthy buying process.



### Contents

02	Featured Projects
10	Square
11	Hexagon
12	Octagon
13	Hip
14	Gable
15	Monoslope
16	Mini & Kiosk
17	Trellis
18	Design Options
19	Colors
20	Warranty







**FEATURED PROJECT**

**Vero Beach Dog Park**  
*Vero Beach, Florida*

**FEATURED PRODUCTS**

① 24' Square Duo-Top Structure

**FEATURED COLORS**

White Powder Coat Frame

Galvalume Plus Roof







#### FEATURED PROJECT

### Pinnacle Park

*Norcross, Georgia*

#### FEATURED PRODUCTS

- ① 40' Duo-Top Octagonal Structure
- ② 16' Octagonal Structure

#### FEATURED COLORS

Black Powder Coat Frame  
Slate Gray Roof

*Fan by others*







**FEATURED PROJECT**

**Mabry Park**


*Marietta, Georgia*

**FEATURED PRODUCTS**

- ① 16' Square Structures
- ② 16' x 34' Hip End Structure

**FEATURED COLORS**

Black Powder Coat Frame  
Colonial Red Roof







#### FEATURED PROJECT

### Kalaeloa Apartments

*Kapolei, Hawaii*

#### FEATURED PRODUCTS

① 12' x 22' Hip Ends

#### FEATURED COLORS


Gray Powder Coat Frame

Regal Blue Metal Roofing

#### FEATURED UPGRADES

Electrical Cutout

*Fan by others*







Base Design



## Square

*simplest shade solution*

Ideal for any commercial application, our square shelters are the simplest solution to protect against nature's elements.

### SUGGESTED APPLICATIONS

- Picnic Shelter
- Cluster Mailbox Shelter
- Rest Area Shelter


### MAXIMUM SIZE

50'

### ROOF PITCHES

4:12 (Standard 7'6" Entry Height)  
+/- 2:12 (Optional)

[UPGRADE YOUR SHELTER | PAGE 18](#)



Base Design



## Hexagon

*perfect for intimate spaces*

Ideal for all weather protection, our hexagon shelters add more visual interest than a standard square shelter.

### SUGGESTED APPLICATIONS

- Picnic Shelter
- Bench Gazebo
- Wedding Gazebo

### MAXIMUM SIZE

64'

### ROOF PITCHES

Standard Single Tier Varies by Size  
8:12 (Standard Duo-Top)  
+/- 2:12 (Optional)

[UPGRADE YOUR SHELTER | PAGE 18](#)







Base Design



## Octagon

*create an ornate statement*

Large or small, our octagon shelters make a bold statement. Add ornamental lattice and handrails for a truly unique look.

### SUGGESTED APPLICATIONS

- Picnic Pavilion
- Carousel Pavilion
- Wedding Gazebo

### MAXIMUM SIZE

64'

### ROOF PITCHES

5:12 (Standard)

+/- 2:12 (Optional)

UPGRADE YOUR SHELTER | PAGE 18



Base Design



## Hip End

*versatile rectangular shape*

This style shelter provides the perfect protection for picnic tables and benches. Its unique rectangular shape also makes this option great for bleachers.

### SUGGESTED APPLICATIONS

- Bleacher Shelter
- Bus Stop Shelter
- Portable Restroom Shelter

### MAXIMUM SIZES

• Length: 110'

• Width: 50'

### ROOF PITCHES

4:12 (Standard)

+/- 2:12 (Optional)

UPGRADE YOUR SHELTER | PAGE 18







Base Design

## Gable End

*versatile rectangular shape*

This versatile all-steel structure is perfect for hosting events or shading stages with accompanying seating.

### SUGGESTED APPLICATIONS

- Event Space
- Sport Covers
- Picnic Shelter

### COMMON DESIGNS

- Standard Gable
- Duo-Top Gable

### MAXIMUM SIZES

- Length: 104'
- Width: 50'

### ROOF PITCHES

4:12 (Standard)  
+/- 2:12 (Optional)

[UPGRADE YOUR SHELTER | PAGE 18](#)



Duo-Top Gable



Base Design

## Monoslope

*the walkway, bus stop, and dugout shelter*

The versatile nature of our sloped design, especially in a cantilever format, allows this shelter to be utilized in many applications. The modern appearance will make an architectural statement.

### SUGGESTED APPLICATIONS

- Walkway Shelter
- Bleacher Shelter
- Bus Stop Shelter
- Dugout Shelter

### COMMON DESIGNS

- Standard Monoslope
- Cantilever Monoslope

### MAXIMUM SIZES

- Length: 30'
- Width: 26'

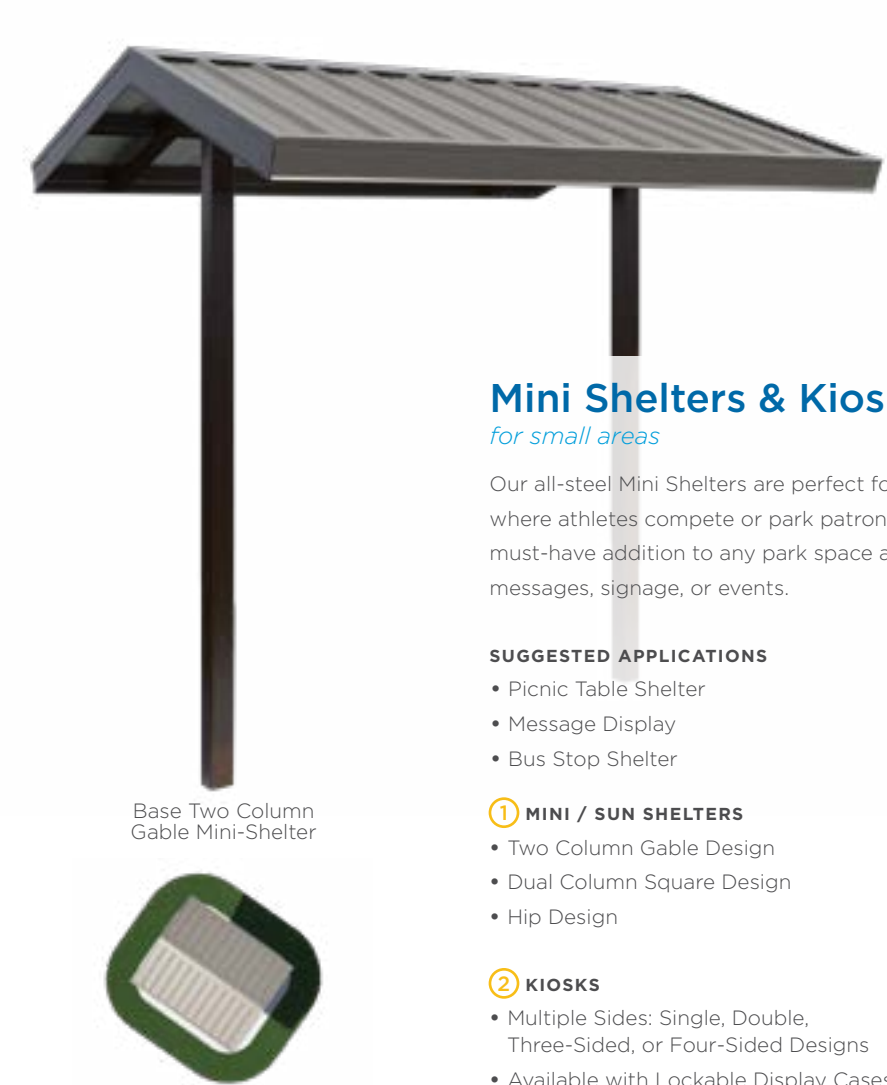
[UPGRADE YOUR SHELTER | PAGE 18](#)



Cantilever Monoslope







Base Two Column  
Gable Mini-Shelter

## Mini Shelters & Kiosks

*for small areas*

Our all-steel Mini Shelters are perfect for shading small areas where athletes compete or park patrons relax. Our Kiosks are a must-have addition to any park space and allow parks to display messages, signage, or events.

### SUGGESTED APPLICATIONS

- Picnic Table Shelter
- Message Display
- Bus Stop Shelter

### ① MINI / SUN SHELTERS

- Two Column Gable Design
- Dual Column Square Design
- Hip Design

### ② KIOSKS

- Multiple Sides: Single, Double, Three-Sided, or Four-Sided Designs
- Available with Lockable Display Cases and Internal Cork Boards

### ③ PRIVACY SHELTERS

- One- to Three-Sided
- Single, Double, and Accessible Sizes
- Screens Available In Lexan Or Perforated Aluminium

UPGRADE YOUR SHELTER | PAGE 18



Single Sided Kiosk Design with  
Upgraded Columns



Gable Design with Integrated  
Benches and Cork Boards



Quad Kiosk



Privacy Shelter



Sun Shelter



## Cantilevered Trellis

*make a decorative statement*

A trellis is the perfect architectural statement, providing grand entrances to parks or unique designs to open area spaces.

### SUGGESTED APPLICATIONS

- Walkway Shade
- Garden Shade
- Bench Shade

### MAXIMUM SIZES

- Length: 40'
- Width: 9'





Design Options

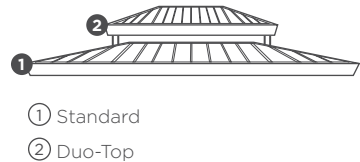
CUPOLA

Our steel cupola is available for most shelter styles. The roof color of your cupola will match the roof color of your shelter.



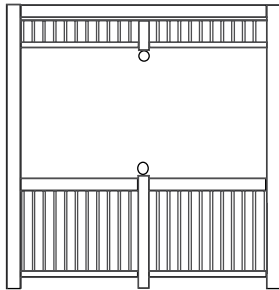
DUO-TOP

Duo-Top roofing systems are available for most shelter styles.

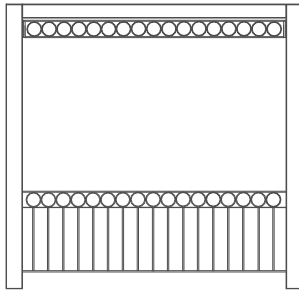


ORNAMENTAL LATTICE & GUARDRAILS


We offer a variety of standard and custom laser-cut patterns for steel guardrails and lattice.



Carmel



Tampa



Diamond

COLUMNS

Choose from standard square or standard round columns.



Square



Round

BASE SHOE COVER

Structures engineered with exterior anchor bolts at finish grade can be hidden with base shoe covers.



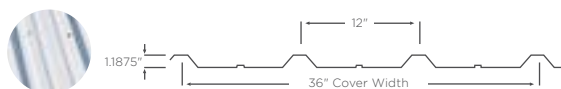
OTHER OPTIONS TO CONSIDER

- Electrical Access and Cutouts
- Sealed Engineering
- Internal or External Anchor Bolts

Color Options

ALL-STEEL SHELTER METAL ROOF COLORS

24 Gauge R-Panel Profile



24 Gauge Medallion-Lok Profile









 Regal White	 Patrician Bronze	 Sandstone	 Brandywine	 Hartford Green
 Bone White	 Charcoal	 Light Stone	 Colonial Red	 Evergreen
 Matte Black	 Slate Gray	 Copper Penny	 Bright Red	 Patina Green
 Dark Bronze	 Ash Gray	 Mansard Brown	 Regal Blue	 Galvalume Plus
 Medium Bronze	 Surrey Beige	 Tudor Brown	 Roman Blue	

STEEL FRAMES

Gloss

 Red	 Patina	 Blue	 Iced Coffee
 Orange	 Green	 Deep Periwinkle	 Brown
 Butterscotch	 Sage	 Electric Purple	 Patrician Bronze
 Yellow	 Deep Green	 Burgundy	 Black
 Spring Green	 Ocean Blue	 Terracotta	 White

Matte, Textured, or Metallic

 Feather Gray	 Starry Night
 Iron Gray	 Textured Black
 Rubbed Bronze	 Textured Bronze

Colors are approximate. Ask your representative for an actual color sample.



# Limited Warranty

## 10-YEAR PRO-RATED LIMITED WARRANTY

Superior Recreational Products (SRP) provides a 10-year pro-rated limited warranty from shipping date with the following limitations. SRP limits its warranty to the supply of materials that will assemble according to sealed engineered drawings and installation instructions, and can be assembled with normal expertise and with tools required and found in the construction trades. It is expressly understood that SRP's liability be limited to repair or replacement of nonconforming material at time of delivery.

SRP does not warrant product for defects caused by erection, harsh site conditions, lack of maintenance, and/or other conditions beyond SRP's control. SRP will not be held responsible for any materials that were not properly stored prior to installation. SRP reserves the right to void the limited warranty if it not installed per the installation instructions and/or unauthorized modifications.

SRP shall not be held liable for field alterations. SRP shall only be liable for meeting the building code indicated on the sealed engineered drawings.

Any replacement part under warranty is warranted for the remaining original warranty period or six (6) months, whichever is longer.

This Limited Warranty supersedes all other warranties expressed or implied. The warranty on items not manufactured by SRP (i.e. metal roofing, shingles, wood shelters), will be as passed through SRP's supplier as per their warranty; contact Customer Service for this Supplier Warranty.

This Limited Warranty is conditional upon payment in full to SRP within terms. Liability under this Warranty is limited in that it shall not exceed the original sales price of the components as supplied by SRP.

### Powder Coat Warranty

This limited warranty is for the factory applied Superdurable powder coating. This 10-year pro-rated limited warranty is intended to define the obligations and limitations of the purchaser as well as the obligations and limitations of the supplier. This limited warranty is only valid if SRP has been paid in full for the cost of the shelter.

Damage occurring from shipping, erection, vandalism, accidents, or field modifications will require field touch-up immediately and periodically thereafter, which is not covered in this limited warranty.

Exposed nuts and bolts will either be supplied with a light plating or powder coating. It is the responsibility of the contractor to paint and/or touch up the nuts and bolts after erection and these must be maintained by the customer.

The 10-year limited warranty will exclude buildings erected at sites where salt air, corrosive environment, high humidity or sprinkler systems come in contact with the shelter.

Failure to maintain finish system with annual touch-up and documented maintenance procedures will void the limited warranty.

Not covered by this limited warranty are acute angles, end plates, and other accessories that are prone to minor defects on occasions and will require touch-up by owner.

Failure of the coating will be defined when at least 8% of the total coated surface has significant loss of performance or appearance characteristics when compared to the original finish. Rust stains from roof trim, screws, and screw holes do not constitute a failure.



If a claim is made for paint failure a complete document must be provided by the owner. If a site visit is required by SRP the travel expenses will be covered by the customer prior to travel taking place. However, should the failure be determined to be under the limited warranty the customer will be reimbursed for these expenses. In the case of a failed paint system, SRP will repaint the structure with its best in-house system providing that the owner dismantles the structure and returns it to SRP. SRP will refinish the structure and ship it back to job site at their expense. The refinishing will not extend the original warranty of the paint system. The owner is responsible for erecting the building at their expense. As an alternative, SRP will pay customer up to the cost of the original paint system on a pro-rated basis for time left of the 10 year limited warranty.

### Cancellation and Return Policy

To view our return policy, please visit [superiorrecreationalproducts.com/returns](http://superiorrecreationalproducts.com/returns).

### Shipping Policy

To view our shipping policy, please visit [superiorrecreationalproducts.com/shipping](http://superiorrecreationalproducts.com/shipping).

View online at [srpshelter.com/srp-shelter-warranty](http://srpshelter.com/srp-shelter-warranty).

### Certified Fabricator



- LADBS Certified Fabricator\*
- City of Houston Registered Fabricator\*

*\*Certificate available upon request.*

MADE IN THE USA

### PRODUCT SHOWCASE

## Completing Your Space with One Company

When combined, Superior Recreational Products' product lines create complete site environments. Design your space using one superior company. Visit [srpplayground.com](http://srpplayground.com), [srpsiteamenities.com](http://srpsiteamenities.com), and [srpshade.com](http://srpshade.com) to learn more.







1050 Columbia Drive  
Carrollton, GA 30117



424-320-3137  
[info@letsplayrec.com](mailto:info@letsplayrec.com)

[letsplayrec.com](http://letsplayrec.com)

MADE IN THE USA

